




**MUSIC
AUTUMN 2
KNOWLEDGE
ORGANISERS**

Y5 Music Knowledge Organiser

Topic 2 - The Nutcracker



This topic, we will be looking at ballet called the Nutcracker, which was written by Tchaikovsky. It contains a variety of very famous pieces of classical music that tells a story through music and dance.



The Nutcracker
On Christmas Eve, Clara receives a nutcracker as a present from her Uncle. Later that night, he comes alive and takes Clara on a series of magical adventures.

Listening Questions

What story do you think the music is telling?

What images does it make you think of? Is there action going on, or something calmer?

How do you think you would dance to this music?

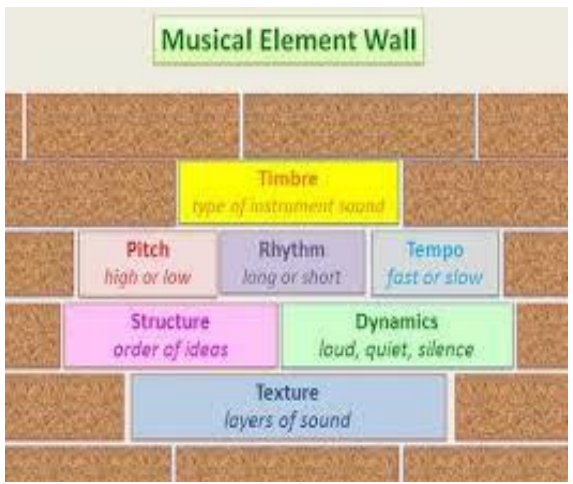
Would it be smooth and gliding? Jumpy and energetic? Fast or slow?

How have the elements of music been used?

Use the element wall to describe what the music is like.



Tchaikovsky
Pyotr Ilyich Tchaikovsky was a Russian composer who was famous for writing classical and ballet music. Two of his most famous ballets are The Nutcracker and Swan Lake.



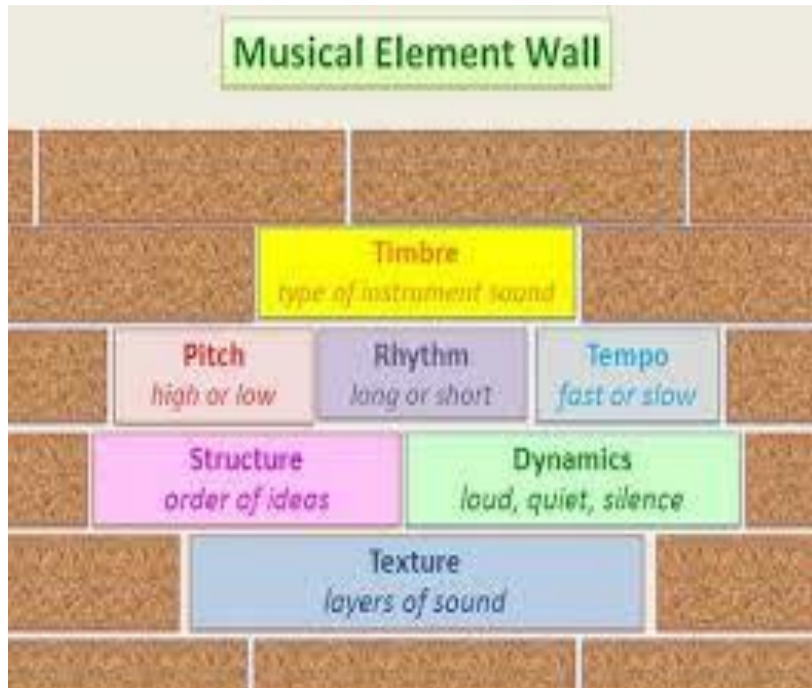
Autumn 2









Y6 Music Knowledge Organiser

Topic 1 - Frozen Journeys

Overview:


Combine sounds and explore **timbre** in order to introduce the listen to creatures along the way. Inspiration will come from **Camille Saint-Saen's** *Carnival of the Animals* discussing how he created moods and effects using different musical elements.



Instruments:		
	Tambour drum	<i>Percussion family</i>
	Triangle	<i>Percussion family</i>
	Keyboard	<i>Keyboard family</i>
	Maracas	<i>Percussion family</i>
	Recorder	<i>Woodwind family</i>
	Bells	<i>Percussion family</i>
	Tambourine	<i>Percussion family</i>
	Woodblock	<i>Percussion family</i>

Key Vocabulary:

Antarctic timbre
 instrument pitch
 tempo orchestra
 composing dynamics
 descriptive percussion



TOP TIPS for playing the KEYBOARD

Remember to look at the pitch of the note heads.
Are the notes going higher or lower ?



Keep your eyes on the music, if letter names go in alphabetical order, your fingers should play next door notes.



[Autumn 2](#)

[Y7 Music Knowledge Organiser](#)

[Topic 2 - Keyboard Skills](#)

Use all your fingers & thumb, NOT just one finger, to keep it fluent and smooth.

Use tips of your fingers and relax

Play short sections over several times for increasing fluency

Practise with a drum beat for good rhythm



EXTENSION WORK

ALL YEARS have more challenging parts once you have mastered the main melody.

Try out a duet - two independent parts with a friend

Add a simple LH part to accompany the melody

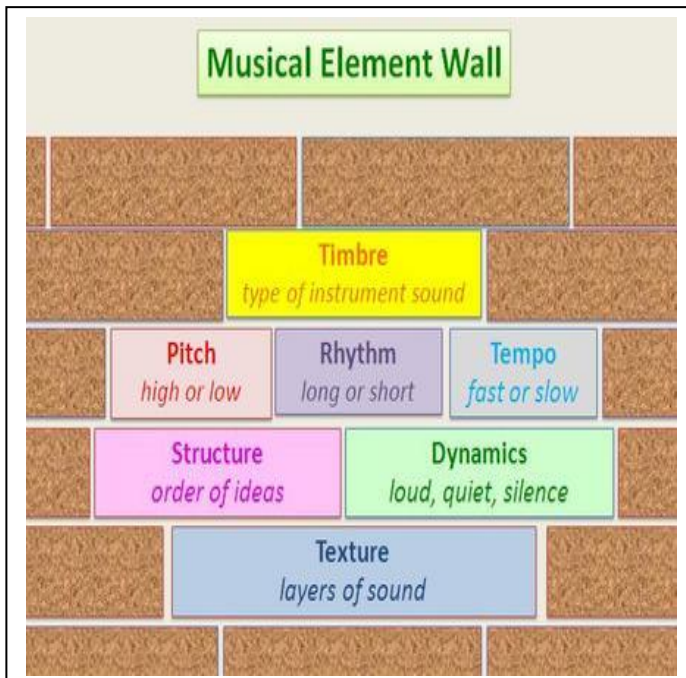
Autumn 2

Y8 Music Knowledge Organiser


Topic 2 - Christmas Songs

Overview:

Pupils will learn about what makes an effective and memorable Christmas song focusing on lyrics and simple melodies that reflect a specific mood. They will continue to develop an awareness of musical structures including verse and chorus (ABAB...).



THE TREBLE CLEF



Key Vocabulary:

Structure song

form chorus

time signature verse

syllables pitch

rhythm genre

dynamics pitch

treble clef

melody carol

Rhythm Pyramid Notes								
O							Semibreve	
♪				♪				Minim
♪		♪		♪		♪		Crotchet
♪	♪	♪	♪	♪	♪	♪	♪	Quaver

Jingle Bells Facts:

1. Born in 1822, songwriter James Lord Pierpont composed the music and wrote the lyrics
2. Jingle Bells wasn't the original title, it was called, 'One Horse Open Sleigh' when first printed in 1857 then renamed, 'Jingle Bells' two years later.
3. Although 'Jingle Bells' is now one of the most popular festive songs of all times, there is no mention of Christmas or any other holiday anywhere in the song's lyrics.
4. 'Jingle Bells' was the first song to be broadcast from space!