

ART AUTUMN KNOWLEDGE ORGANISERS



Year 5 Colour Theory & Leaves

What the colour wheel is and how it can be used:

✓ Primary colours

Red, Blue & Yellow

Colours which cannot be made by mixing any other colour.

✓ Secondary colours

Green, Purple, Orange

A mix of two primary colours.


✓ Complementary colours

Blue & Orange

Red & Green

Yellow & Purple

One primary and one secondary colour which are opposite on the colour wheel.



Key words/ Formal Elements

Observational drawing

Tone – tone is the lightness or darkness of a colour or shade in a drawing. It helps show shadow and depth.

Hot colours are bright colours like red, orange, and yellow, which make us think of warmth or heat.

Cold colours are cool colours like blue, green, and purple, which remind us of things like water or ice.

Pattern - In art, pattern is the repetition of shapes, lines, colours, or designs in a regular way. It creates a sense of rhythm and structure in the artwork.

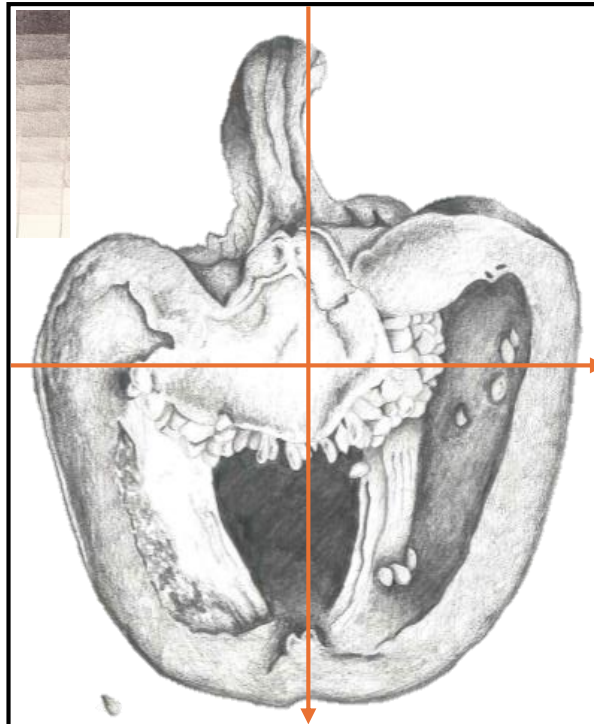
Blending – smoothly moving from one colour to another.

What is observational drawing?

Observational drawing is when you draw something by looking at it closely in real life, rather than copying from memory or a picture. You carefully study the object's shape, size, and details, like light and shadows, to make your drawing as accurate as possible.

What is the grid technique?

The grid method helps by breaking a picture into smaller squares, making it easier to draw each part accurately.



Anna Mason
annamasonart.com

Anna Mason
watercolours with WOW - © annamasonart.com

You will know what makes a successful artist research page and about the work of Anna Mason.

To be fully successful your research work must include:

1. Artists name
2. Information about the artist
3. Images of the artist's work
4. Your interpretation of their work (your drawing)
5. Your opinion



You will know what oil pastels and drawing inks are and how to blend using them.

**Yr.6 Autumn 1
Greeks**

The Ancient Greeks

Keywords

Technique	Method or a way of doing something.
Urn	Vase/ container
Decorative	Ornamental or embellished.
Pattern	Repeated design.
Form	3D shape- urn
Line	Short or continuous marks or contours made using a tool.
Texture	How something feels.
Silhouette	The outline of a solid figure cast by its shadow.
Outline	A set of lines that define a shape or figure.

ALL ABOUT GREEK URNS.....

For the ancient Greeks, vases were mostly functional objects made to be used, not just admired. They used ceramic vessels in every aspect of their daily lives: for storage, carrying, mixing, serving, and drinking, and as cosmetic and perfume containers. Elaborately formed and decorated, vases were considered worthy gifts for dedication to the gods.


The designs on their pottery told a story. Some told stories of daily life, others told stories of wars and heroes.



Final Piece



GREEK PATTERNS



Recognise and draw Greek patterns and symbols.


Year 7 Bugs

What the process of oil pastel printing is.

1. Pick an image and a background
2. Apply oil pastel to the back of the image
3. Tape the image to the background with the drawing facing you.
4. Go over the top of all sections using a different coloured pen
5. Apply mark making techniques to make the drawing fully successful

Success criteria for oil pastel printing:

1. Minimum of 3 different mark making techniques.
2. A selection of tones can be seen
3. Clean background with no smudge marks
4. Interesting backgrounds used for each print.



Key words/ Formal Elements

Mark making in art refers to the different kinds of lines, shapes, and textures an artist creates with their tools, such as pencils, brushes, or pens. It's how artists use their marks to express ideas, emotions, or add detail to their artwork.

Tone – tone is the lightness or darkness of a colour or shade in a drawing. It helps show shadow and depth.

Blending – smoothly moving from one colour to another.

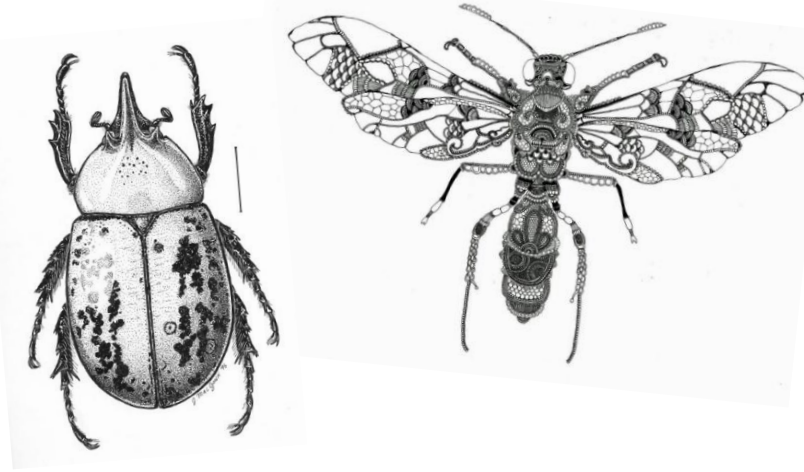
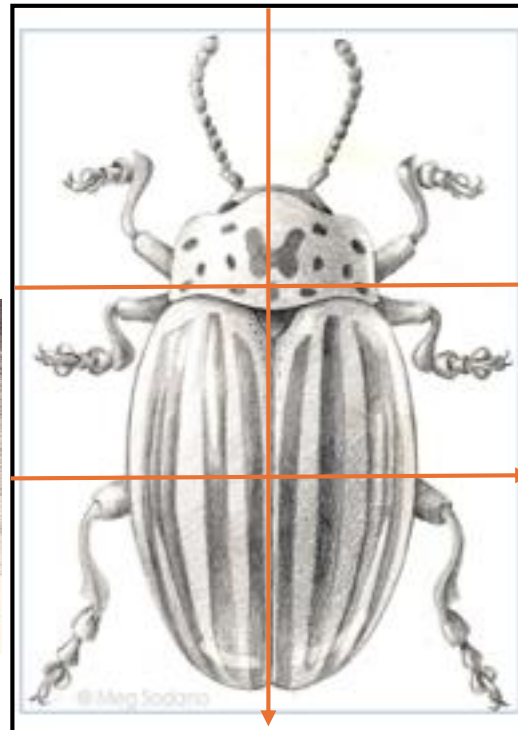
Cardboard relief is a technique in art where cardboard is used to create a raised, three-dimensional design on a flat surface. Artists cut, layer, and glue pieces of cardboard to add depth and texture to their artwork, making it appear as though parts of the image are popping out.

What is observational drawing?

Observational drawing is when you draw something by looking at it closely in real life, rather than copying from memory or a picture. You carefully study the object's shape, size, and details, like light and shadows, to make your drawing as accurate as possible.

What is the grid technique?

The grid method helps by breaking a picture into smaller squares, making it easier to draw each part accurately.



You will know what makes a successful artist research page and about the work of Rosalind Monks and Joe MacGown.

To be fully successful your research work must include:

1. Artists name
2. Information about the artist
3. Images of the artist's work
4. Your interpretation of their work (your drawing)
5. Your opinion



You will know about the artist Darrell Wakelam and his 3D cardboard art sculptures.

Year 8 - Creating an atmosphere

How different colours evoke different feelings and emotions.

Green - nature, cool, money, freshness, growth, sickness, jealousy

Yellow - happiness, warmth, cheery, laughter, light-hearted

Orange - happiness, enthusiasm, energy, warmth

Blue - sadness, loneliness, cold, calm, serenity, freshness

Purple - royalty, expensive, wealth, power

Red - anger, love, energy, passion




What is observational drawing?

Observational drawing is when you draw something by looking at it closely in real life, rather than copying from memory or a picture. You carefully study the object's shape, size, and details, like light and shadows, to make your drawing as accurate as possible.

What is the grid technique?

The grid method helps by breaking a picture into smaller squares, making it easier to draw each part accurately.



Watercolour techniques:

Understand how to use watercolours to blend and create and create a specific atmosphere.

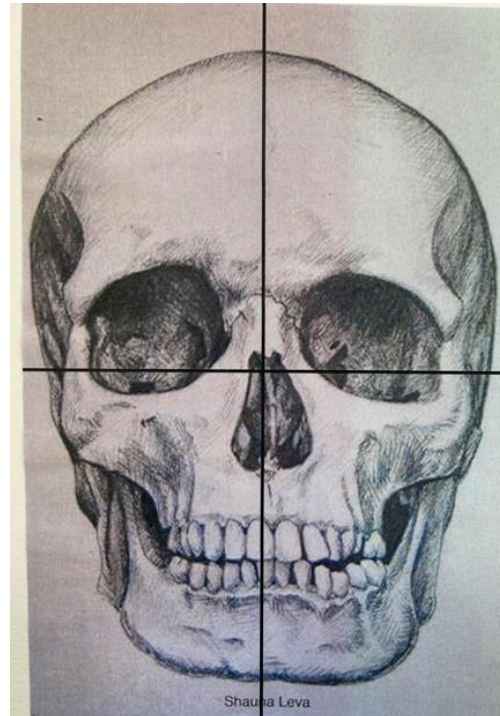


Key words/ Formal Elements

Scribble technique - The scribble technique in art involves creating marks or drawings by making quick, loose, and often messy lines or shapes. It's a way to express movement, energy, or emotion, and can be used to create texture or add a sense of spontaneity to an artwork.

Tone - tone is the lightness or darkness of a colour or shade in a drawing. It helps show shadow and depth.


Blending - smoothly moving from one colour to another.



You will know what makes a successful artist research page and about the work of Vince Low and Marion Bolognesi.

To be fully successful your research work must include:

1. Artists name
2. Information about the artist
3. Images of the artist's work
4. Your interpretation of their work (your drawing)
5. Your opinion



You will know about the artist Edvard Much and his use of directional lines in The Scream painting.